

ALLEN & HEATH



19" RACK EARS OPTION

This option enables you to fit 19" Rack Ears to ZED 18/16FX mixer.

Kit Part No: ZED1802-RK19

User option to fit 19" Rack Ears to one ZED 18 or 16FX unit.

FITTING INSTRUCTIONS

FITTING THE 19" RACK EARS

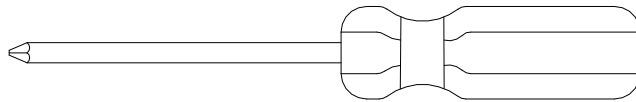
1) CHECK THE CONTENTS:

Please carefully check that both the Rack Ears are present in the kit. They are not identical – one is for the left side and one is for the right.

- 1x ZED1802RK19 Rack Ears (AA8558-L/R)
- 8x M6 x 16 Pan Slotted screws (AB0344)
- 8x M6 Cup Washers (AB0345)
- 1x ZED 18 19" Rack Ears Fitting Instructions (AP8786)

2) TOOLS REQUIRED:

1pt CROSS POINT SCREWDRIVER

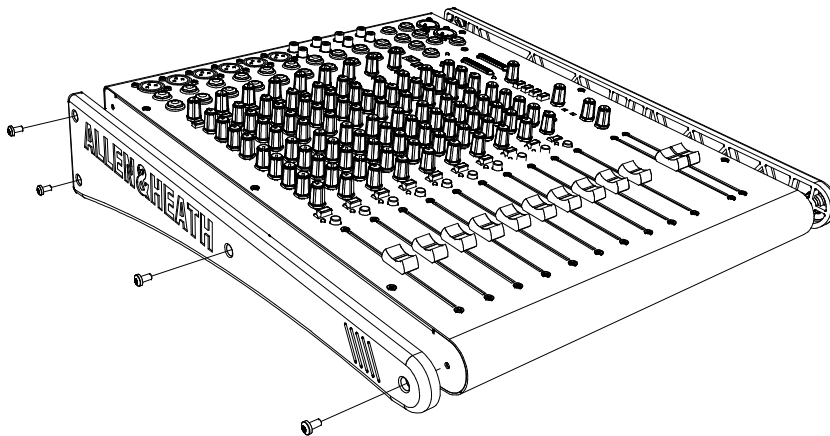


3) ENSURE POWER IS DISCONNECTED

Before attempting to fit the Rack Ears, remove all power to the unit and disconnect any signal cables where necessary.

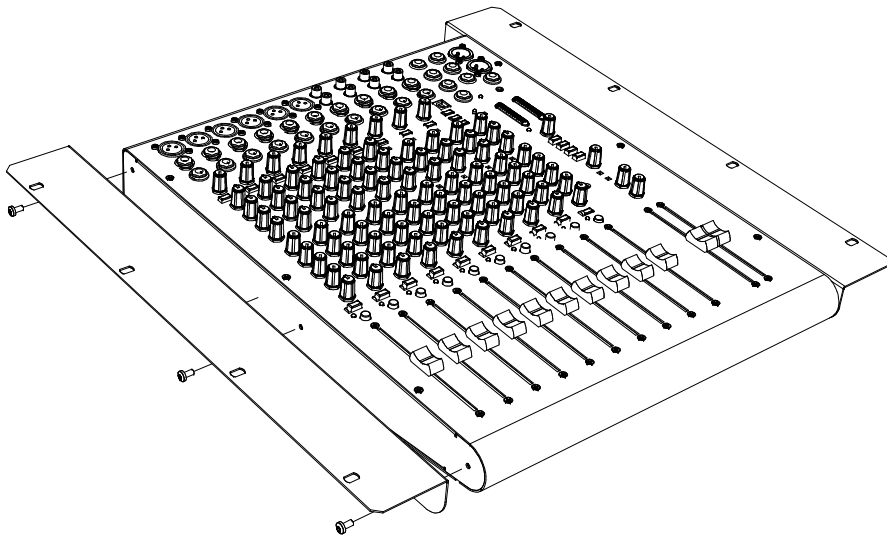
4) FITTING THE RACK EARS

To fit the Rack Ears first remove the 4 screws from each plastic side trim and take off the side trims.



5) FIXING THE RACK EARS

Fit the rack ears to the left and right sides using the screws removed when taking off the side trims. There are 3 on each side. You can either keep the 2 spare screws safe, or screw them into the lower fixing position for the plastic side trim just in case you want to put the plastic trims back on.



6) RACK INSTALLATION

Insert the 8 M6 Cup Washers into the Rack ears, then attach to a suitable rack unit using the 8 M6x16 Pan Slotted screws provided.

ALLEN&HEATH

Manufactured in the UK by:
Allen & Heath Limited
Kernick Industrial Estate,
Penryn,
Cornwall TR10 9LU
U.K.
Tel: 44 (0) 1326 372070
Fax: 44 (0) 1326 377097
<http://www.allen-heath.com>