

BOSE

PROFESSIONAL



ControlCenter

Digital Zone Controllers

CC-1D / CC-2D / CC-3D

Installation Guide

Please read and keep all safety and use instructions.

This product is intended for installation by professional installers only! This document is intended to provide professional installers with basic installation and safety guidelines for this product in typical fixed-installation systems. Please read this document and all safety warnings before attempting installation.

Do not attempt to service this product yourself. Refer all servicing to authorized service centers, installers, technicians, dealers or distributors. To contact Bose Professional or to find a dealer or distributor near you, visit PRO.BOSE.COM.

Important Safety Instructions

1. Read these instructions.
2. Keep these instructions.
3. Heed all warnings.
4. Follow all instructions.
5. Do not use this apparatus near water.
6. Clean only with a dry cloth.
7. Do not block any ventilation openings. Install in accordance with the manufacturer's instructions.
8. Do not install near any heat sources such as radiators, heat registers, stoves, or other apparatus (including amplifiers) that produce heat.
9. Only use attachments/accessories specified by the manufacturer.
10. Refer all servicing to qualified personnel. Servicing is required when the apparatus has been damaged in any way, such as power-supply cord or plug is damaged, liquid has been spilled or objects have fallen into the apparatus, the apparatus has been exposed to rain or moisture, does not operate normally, or has been dropped.

WARNINGS/CAUTIONS:



Contains small parts which may be a choking hazard. Not suitable for children under age 3.

All Bose products must be installed in accordance with local, state, federal and industry regulations. It is the installer's responsibility to ensure installation of the loudspeakers and mounting system is performed in accordance with all applicable codes, including local building codes and regulations. Consult the local authority having jurisdiction before installing this product.

Do not mount the product in locations where condensation may occur.

This product is not intended for installation or use in indoor water facility areas (including, without limitation, indoor pools, indoor water parks, hot tub rooms, saunas, steam rooms and indoor skating rinks).

To reduce the risk of fire or electrical shock, do NOT expose this product to rain, liquids or moisture.

Keep the product away from fire and heat sources. Do NOT place naked flame sources, such as lighted candles, on or near the product.

Do NOT make unauthorized alterations to this product.

Regulatory Information

CAN ICES-3 (A)/NMB-3(A)

This device complies with part 15 of the FCC Rules. Operation is subject to the following two conditions: (1) This device may not cause harmful interference, and (2) this device must accept any interference received, including interference that may cause undesired operation.

NOTE: This equipment has been tested and found to comply with the limits for a Class A digital device, pursuant to part 15 of the FCC Rules. These limits are designed to provide reasonable protection against harmful interference when the equipment is operated in a commercial environment. This equipment generates, uses, and can radiate radio frequency energy and, if not installed and used in accordance with the instruction manual, may cause harmful interference to radio communications. Operation of this equipment in a residential area is likely to cause harmful interference in which case the user will be required to correct the interference at their own expense.

Changes or modifications not expressly approved by Bose Corporation could void the user's authority to operate this equipment.

This product meets all EN55103-2 immunity requirements for E2 electromagnetic environment.

WARNING: This is a class A product. In a domestic environment this product may cause radio interference in which case the user may be required to take adequate measures.



This product conforms to all applicable EU directive requirements. The complete declaration of conformity can be found at: Bose.com/compliance.



This symbol means the product must not be discarded as household waste, and should be delivered to an appropriate collection facility for recycling. Proper disposal and recycling helps protect natural resources, human health and the environment. For more information on disposal and recycling of this product, contact your local municipality, disposal service, or the shop where you bought this product.

Date of Manufacture: The eighth digit in the serial number indicates the year of manufacture; "7" is 2007 or 2017.

China Importer: Bose Electronics (Shanghai) Company Limited, Part C, Plan 9, No. 353 North Riving Road, China (Shanghai) Pilot Free Trade Zone

EU Importer: Bose Products B.V., Gorslaan 60, 1441 RG Purmerend, The Netherlands

Mexico Importer: Bose de México, S. de R.L. de C.V., Paseo de las Palmas 405-204, Lomas de Chapultepec, 11000 México, D.F. For importer & service information: +5255 (5202) 3545

Taiwan Importer: Bose Taiwan Branch, 9F-A1, No. 10, Section 3, Minsheng East Road, Taipei City 104, Taiwan. Phone Number: +886-2-2514 7676

Bose Corporation Headquarters: 1-877-230-5639

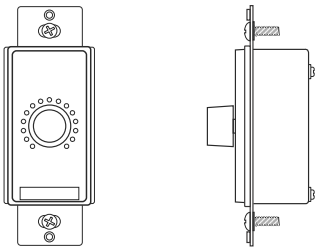
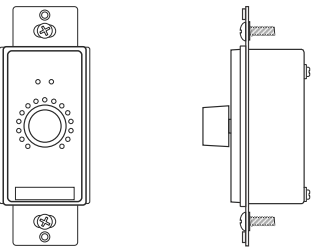
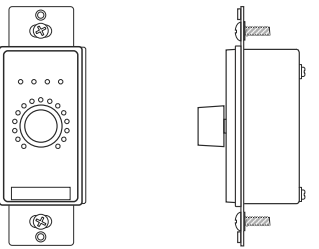
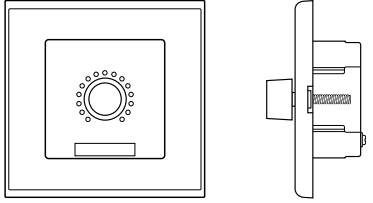
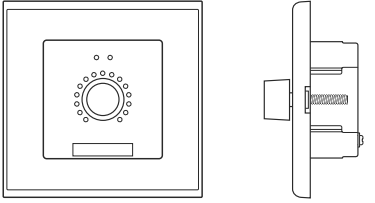
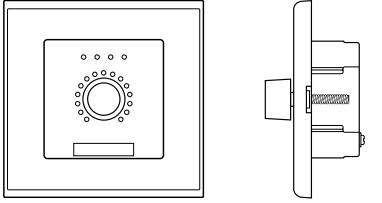
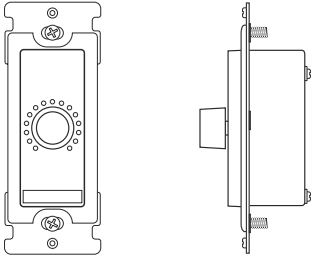
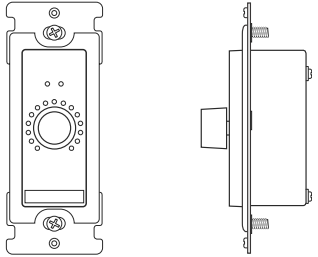
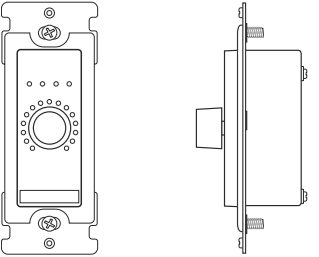
©2018 Bose Corporation. Bose is a trademark of Bose Corporation. No part of this work may be reproduced, modified, distributed or otherwise used without prior written permission.

Warranty Information

This product is covered by a limited warranty. For warranty details, visit PRO.BOSE.COM.

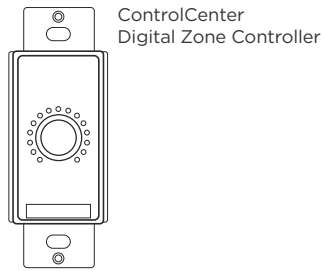
Technical Information

| | |
|------------------------------|---|
| Connectors | Ethernet (RJ-45) |
| Power | Power-over-Ethernet (PoE) switch required |
| Operating Temperature | 0 °C to 40 °C (32 °F to 104 °F) |
| Operating Humidity | 80% (without condensation) |
| Dimensions | See table below. |
| Net Weight | See table below. |

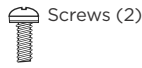
| | CC-1D | CC-2D | CC-3D |
|----|---|--|---|
| US |  <p>104.6 × 40.1 × 45.9 mm (4.12 × 1.57 × 1.80 in)</p> <p>0.11 kg (0.24 lbs)</p> |  <p>104.6 × 40.1 × 45.9 mm (4.12 × 1.57 × 1.80 in)</p> <p>0.11 kg (0.24 lbs)</p> |  <p>104.6 × 40.1 × 45.9 mm (4.12 × 1.57 × 1.80 in)</p> <p>0.11 kg (0.24 lbs)</p> |
| EU |  <p>86.0 × 86.0 × 43.1 mm (3.38 × 3.38 × 1.69 in)</p> <p>0.10 kg (0.22 lbs)</p> |  <p>86.0 × 86.0 × 43.1 mm (3.38 × 3.38 × 1.69 in)</p> <p>0.10 kg (0.22 lbs)</p> |  <p>86.0 × 86.0 × 43.1 mm (3.38 × 3.38 × 1.69 in)</p> <p>0.10 kg (0.22 lbs)</p> |
| JP |  <p>110.0 × 42.0 × 48.1 mm (4.33 × 1.65 × 1.89 in)</p> <p>0.12 kg (0.26 lbs)</p> |  <p>110.0 × 42.0 × 48.1 mm (4.33 × 1.65 × 1.89 in)</p> <p>0.12 kg (0.26 lbs)</p> |  <p>110.0 × 42.0 × 48.1 mm (4.33 × 1.65 × 1.89 in)</p> <p>0.12 kg (0.26 lbs)</p> |

Introduction

Package Contents




ControlCenter Digital Zone Controller



Screws (2)



Custom Label



Installation Guide

Compatible Products

ControlCenter digital zone controllers are compatible with a variety of Bose amplifiers and DSPs. For a full list of compatible products, please see the technical data sheet for each ControlCenter digital zone controller at PRO.BOSE.COM.

Product Overview

Note: See the table under **Technical Information** for all available ControlCenter digital zone controller models.

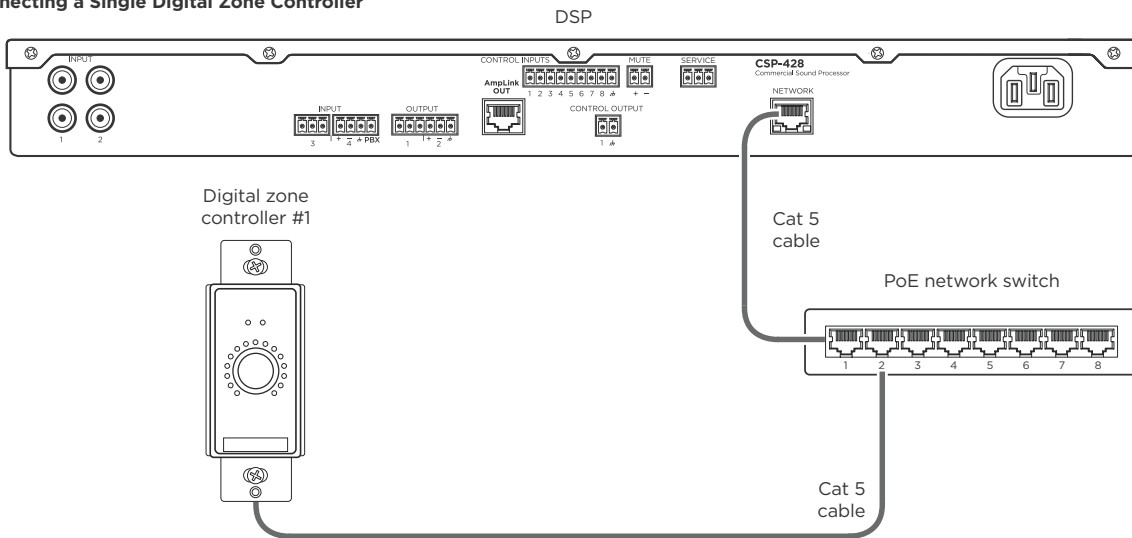
To operate your ControlCenter digital zone controller:

- Rotate** the control knob to adjust the output volume.
- Push** the control knob to switch sources (CC-2D and CC-3D only).
- Push and hold** the control knob to mute the controller.

Setup Information

Connect one or multiple digital zone controllers to the **Network** port of your amplifier or DSP via a PoE network switch (not included). Please see the installation guide for your amplifier or DSP for more information about connection requirements.

Connecting a Single Digital Zone Controller



Connecting Multiple Digital Zone Controllers

