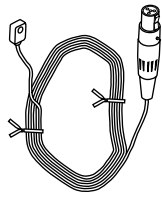
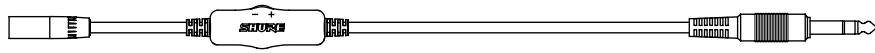


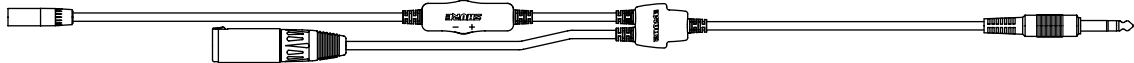
### AP200K and AP201K Ambient Packs



WL93



AP200



AP201

The AP200K and AP201K are designed to bring ambience to the PSM 200 wireless and wired in-ear monitor systems. These accessories eliminate the isolation that users can experience while using in-ear monitors with isolating earphones such as the E2. For best results, please test this system at practice or sound check prior to performing with it, as each user preference is unique, and there are no absolute usage methods.

- The AP200K is for use with the P2R in wireless mode.
- The AP201K is for use with the P2R in either wired mode or hybrid wired/wireless mode.



**IMPORTANT:** In order to protect your hearing, follow the recommended steps below before inserting earphones into your ears.

#### To use the AP200K and AP201K Ambient Packs:

1. Connect the AP200 or AP201 preamp to the MIX IN jack of the P2R.
2. Attach your P2R to its usual location on your clothing or instrument strap.
3. Run either the short or long section of the AP200 or AP201 through the cable management groove in the P2R (this helps to keep it in place during use).
4. Connect the WL93 microphone to AP200 or AP201 preamp.
5. Attach the WL93 microphone to your clothing or instrument strap, as shown in the WL93 user guide.
6. AP200 users skip to the next step. AP201 users, connect the audio source that had been connected to the MIX IN jack of the P2R to the female 1/4" jack of the AP201.
7. Turn the volume on the AP200 or AP201 all the way down towards "-".
8. Turn the P2R volume knob ON past the click, leaving the volume all the way down.
9. AP200 users, make sure that the MIX IN GAIN switch on P2R is set to LO. AP201 users, leave the MIX IN GAIN switch in the position it was in prior to connecting the AP201.
10. Insert the earphones into your ears.
11. Turn up your audio mix from the source (wireless mode = P2T, wired mode = mixer or other source).
12. Turn up the volume of the P2R to a comfortable listening level.
13. Turn up the preamp on the AP200 or AP201 towards "+" to introduce ambience to your personal mix.