



plug in. play out.

Welcome to the club

Your new PG microphone is part of a complete vocal, instrument and drum microphone family. It's real gear for serious play. So you can amplify your message. Capture the imagination of your audience. And make a connection with your sound. Just as artists, visionaries and social leaders across generations and around the world have done with Shure products for more than 75 years.

Up and running fast

PG microphones are engineered to be easy to operate. The Power Up guide on the inside package cover will have you ready to go in no time. For more detailed setup and usage suggestions, please see page 4 of this guide.

- > Overview Page 2
- > Usage and Setup Page 4
- > Feedback Page 65
- > Technical Specifications Page 68
- > Microphone Care Page 70
- > Accessories Page 72
- > Microphone Glossary Page 74
- > Certification Page 77
- > Full Two Year Warranty Page 78

PG Microphone Overview

Vocal Microphones

English



PG48

Vocal Microphone

A great microphone for spoken word applications.



Cardioid



Dynamic



Tailored

Applications

> Page 4

Speech

Karaoke



PG58

Vocal Microphone

A rugged microphone tuned to accentuate the clarity of lead and back up vocals.



Cardioid



Dynamic



Tailored

Applications

> Page 4

Lead Vocals

Back up Vocals

Instrument Microphones



PG57

Instrument Microphone

A versatile microphone for use with amplified or acoustic instruments.



Cardioid



Dynamic



Tailored

Applications

> Page 5

Guitar Amplifier

Brass and Saxophone



PG81

Instrument Microphone

A sensitive, flat response microphone ideal for use with acoustic instruments.

* Battery or phantom power required (11-52V dc)



Cardioid



Condenser



Flat

Applications

> Page 6

Acoustic Guitar

Cymbals

Piano

Other applications:

Strings

Woodwinds

Ensembles

Drum Microphones



PG52

Kick Drum Microphone

A high-performance microphone specifically tuned to capture low-end punch.



Cardioid



Dynamic



Tailored

Applications

Kick Drum
Bass Amplifier

> Page
7

English



PG56

Snare | Tom Microphone

A compact drum microphone for closemiking. Drum mount included.



Cardioid



Dynamic



Tailored

Applications

Snare Drum
Rack/Floor Toms
Percussion

> Page
8

Microphone Tips

The following suggestions will help you get the best sounding results from your PG microphones:

- > For accurate sound reproduction, use one microphone per sound source.
- > To avoid feedback and unwanted room noise, aim the microphone directly toward the sound source and away from reflective sources and loudspeakers. (for details, see page 65)
- > For extra bass response and less room noise, work close to the microphone.
- > To minimize the pickup of unwanted handling noise, avoid excessive handling with vocal microphones.
- > While connecting or disconnecting the microphone, keep the microphone switch in the "OFF" position.
- > Hold vocal microphones by their handles and avoid covering the grille with your hand.

PG Usage and Setup

PG48 Vocal Microphone

English

Usage

Spoken Word



Desired Response

Natural sound

Minimal "p" popping and "s" sounds.

Setup

15-60cm | 6-24in

away from the mouth, slightly off to one side.

Karaoke



Robust sound

Maximum isolation from other sources.

<10cm | <4in

away from the mouth, directly in front of microphone.

PG58 Vocal Microphone

Lead and Backup Vocals



Robust sound

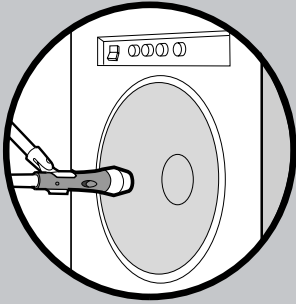
Emphasized bass, maximum isolation from other sources.

<15cm | <6in

away from the mouth, directly in front of microphone.

PG57 Instrument Microphone

Usage
Guitar
Amplifier



Desired Response
Most attack
Emphasized bass.

Setup
25cm | 1in
away from speaker, centered directly in front of speaker cone.

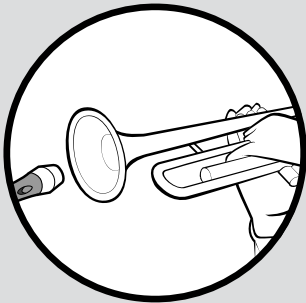
Sharp attack
Higher frequency sound.

25cm | 1in
away from speaker, at the edge of speaker cone.

Medium attack
Balanced sound.

15-30cm | 6-12in
away from speaker, directly in front of speaker cone.

Brass and
Saxophone



Bright
Clear sound.

15-60cm | 6-24in
away from the instrument and directly in front of the bell.

PG Usage and Setup

PG81 Instrument Microphone

English

Usage

Acoustic Guitar



Desired Response

More bass

Good placement when leakage or feedback is a problem.

Bass heavy

Full sound.

Warm, mellow

Less detail.

Natural

Well balanced, slightly bright.

Setup

20cm | 8in

from the sound hole.

9cm | 3in

from the sound hole.


9-15cm | 4-8in

from the bridge.

15cm | 6in

above the side, over the bridge.

Cymbals



Natural
(hi-hat)

15cm | 6in

aim microphone down toward cymbal, a few inches over edge.

Natural
(overhead)

30cm | 12in

above drummer's head.

Piano

Natural, bright**2.5-15cm | 1-6in**

just over open top, above treble strings. Good placement when only one microphone is used.

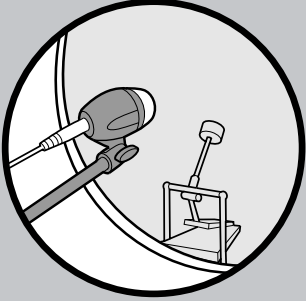
Natural, balanced

2.5-15cm | 1-6in

just over open top, one microphone above bass strings, one microphone above treble strings for stereo.

PG52 Kick Drum Microphone

Usage Kick Drum



Desired Response

Sharp attack

Maximum bass sound, highest sound pressure level.

Setup

5-7.5cm | 2-3in

away from beater head (inside drum), slightly off-center from beater.

Medium attack

Balanced sound.

20-30cm | 8-12in

away from beater head (inside drum), directly in front of beater.

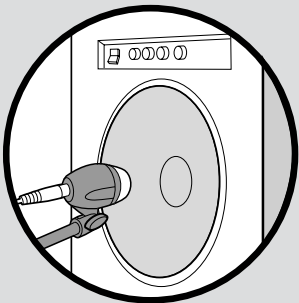
Soft attack

Balanced, resonant sound.

5-7.5cm | 2-3in

away from outside head, directly in front of beater (double head kick drum only).

Bass Guitar Amplifier



Sharp attack

Emphasized bass.

2.5cm | 1in

from speaker, directly in front of the center of speaker cone.

Sharp attack

Higher frequency sound.

2.5cm | 1in

from speaker, at edge of speaker cone.

Medium attack

Full, balanced sound.

10-15cm | 4-6in

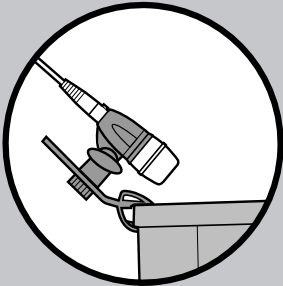
from speaker, directly in front of the center of speaker cone.

PG Usage and Setup

PG56 Snare | Tom Microphone

English

Usage

Snare

Desired Response

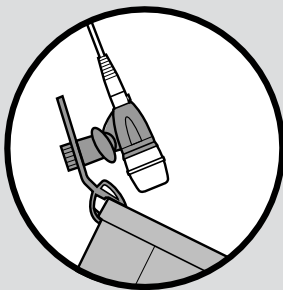
Most attack

Crisp "snap."

Setup

2.5 to 7.5cm | 1 to 3in

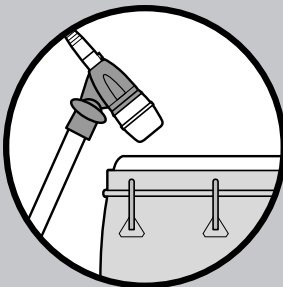
above rim of top drum head. Aim mic at drum head.

Toms**Medium attack**

Full, balanced sound.

2.5 to 7.5cm | 1 to 3in

one PG56 on each tom, or between each pair of toms, above drum heads. Aim each mic at top drum heads.

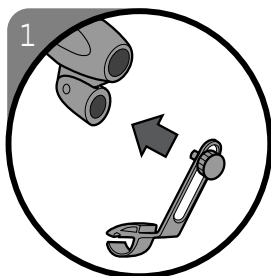
Percussion**Most attack**

Natural sound.

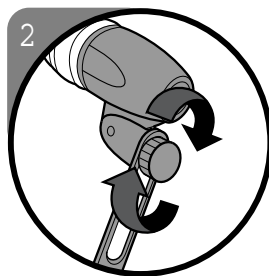
2.5 to 7.5cm | 1 to 3in

above rim of top head of drum. Aim mic at drum head.

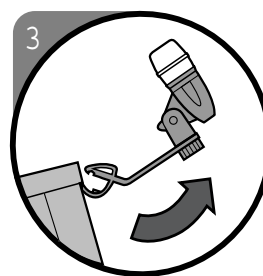
PG56 Drum Mount Instructions



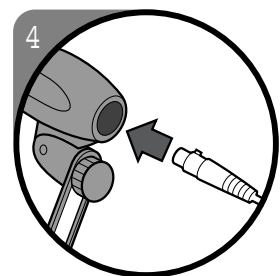
1 Insert the threaded end of the drum mount knob into the PG56.



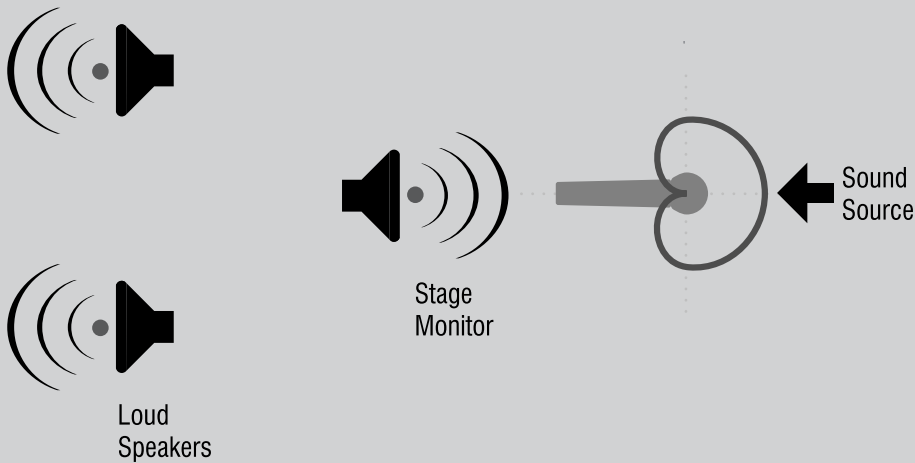
2 Rotate the knob on the drum mount clockwise until it is tight. Do not overtighten with tools.



3 Clamp the bottom of the drum mount over the outside edge of the drum rim.

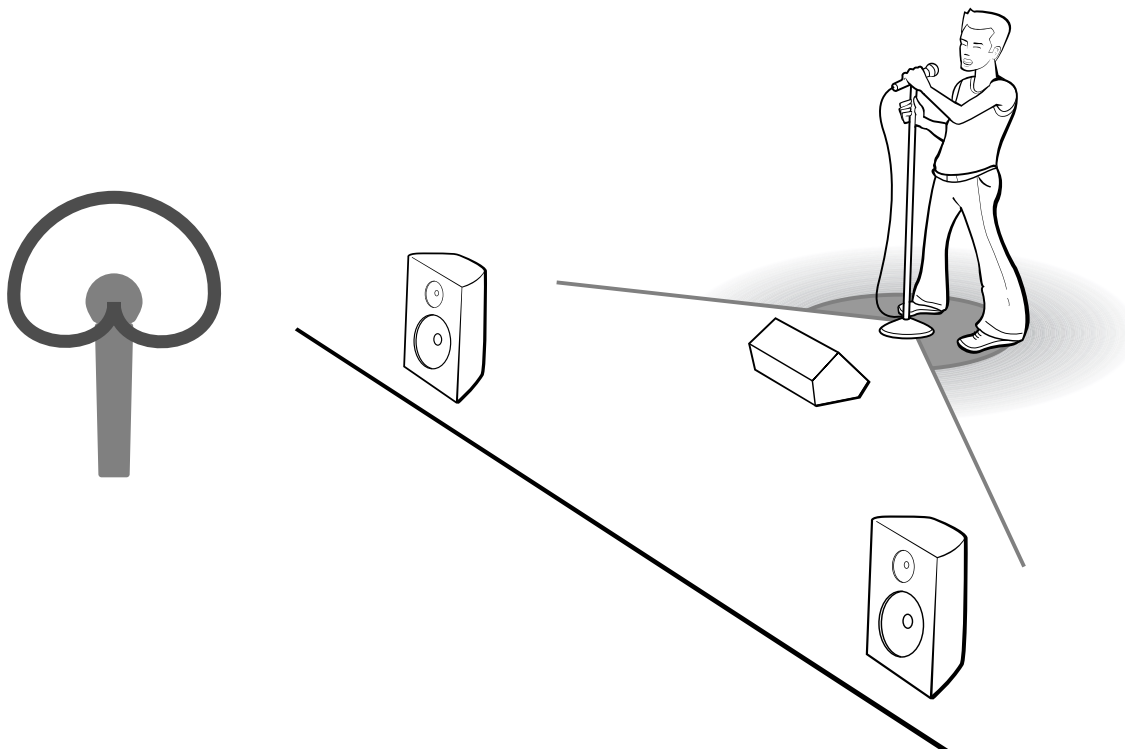


4 Pull up to lock into desired position.



How to avoid feedback*

1. Position the front of the microphone as close as possible to the sound source you're trying to mic.
2. Keep the microphone as far away as possible from loudspeakers.



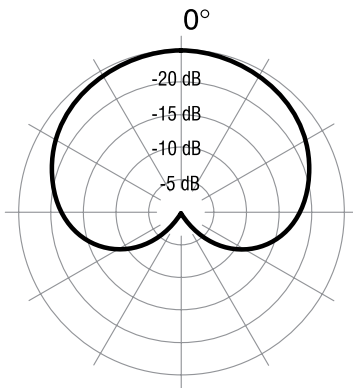
*What is feedback?

During the normal operation of any sound system, sound produced by the loudspeakers can be picked up by the microphones, re-enter the system and become amplified. At certain points this can cause the system to create a noisy, sustained "howl" known as feedback.

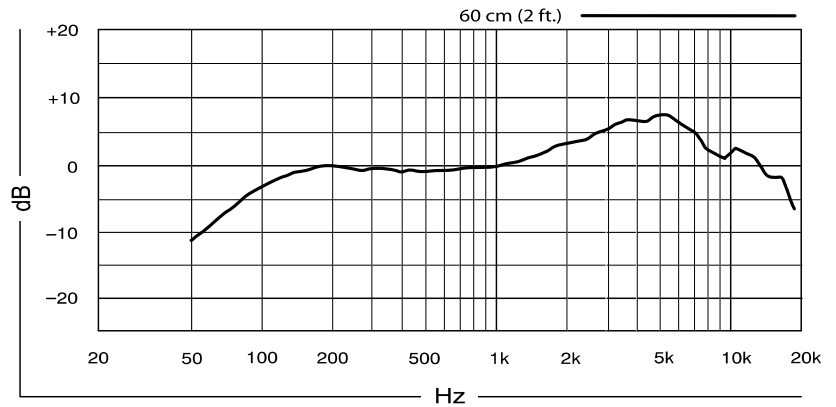
Specifications



70–15,000Hz



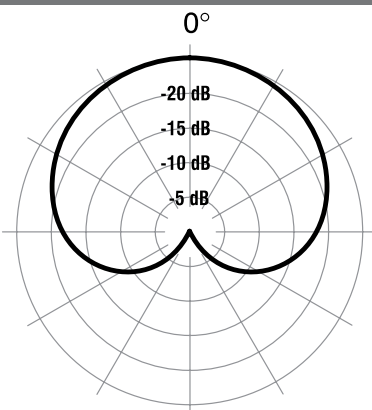
Measured at 1000 Hz



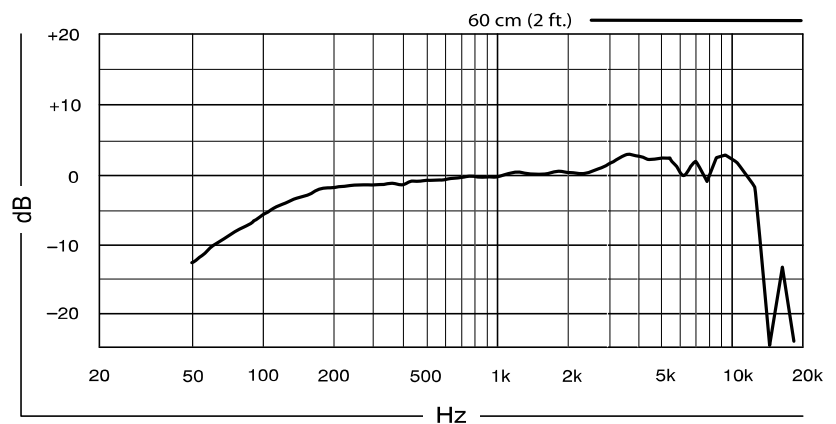
FREQUENCY RESPONSE



60–15,000Hz



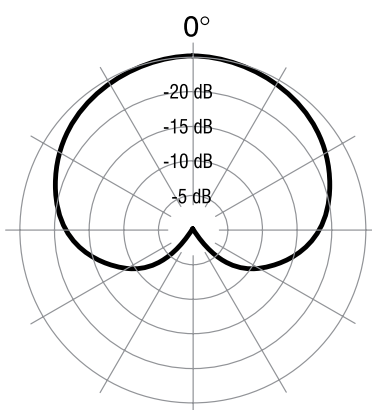
Measured at 1000 Hz



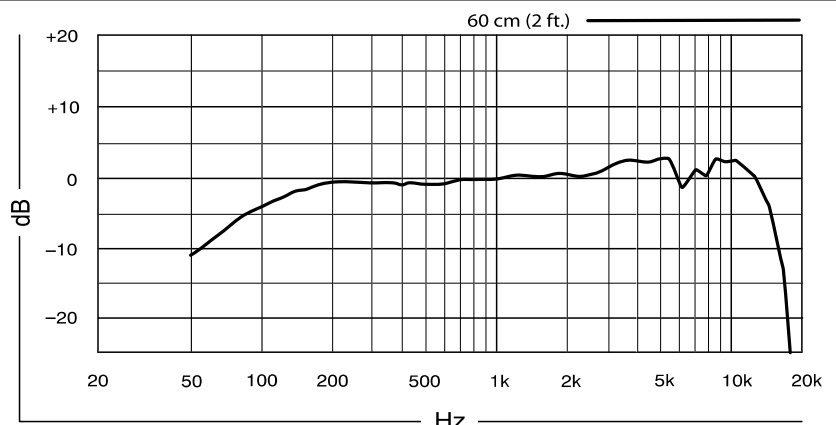
FREQUENCY RESPONSE



50–15,000Hz



Measured at 1000 Hz



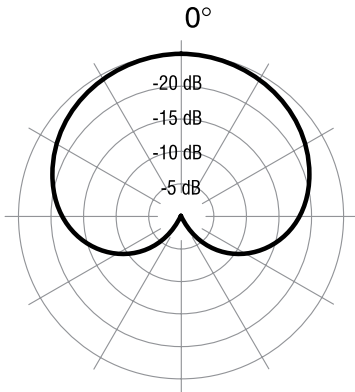
FREQUENCY RESPONSE



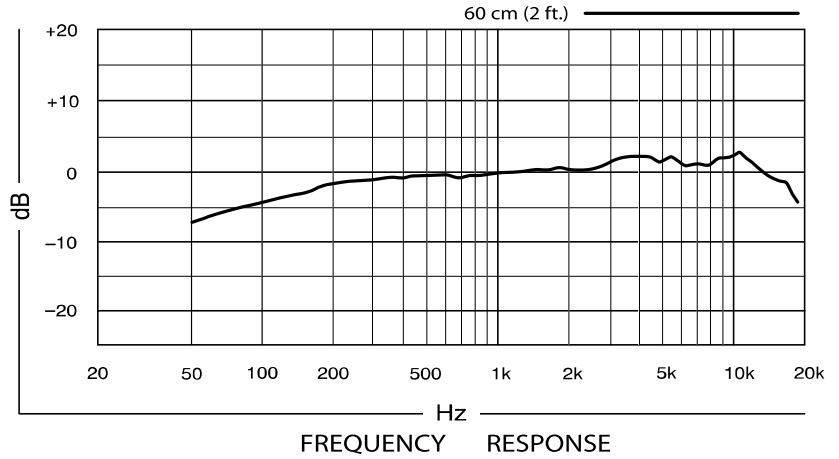
PG81



40–18,000Hz



Measured at 1000 Hz



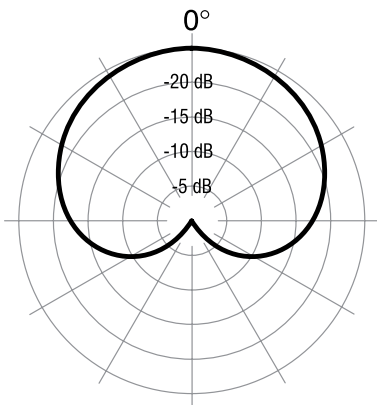
FREQUENCY RESPONSE



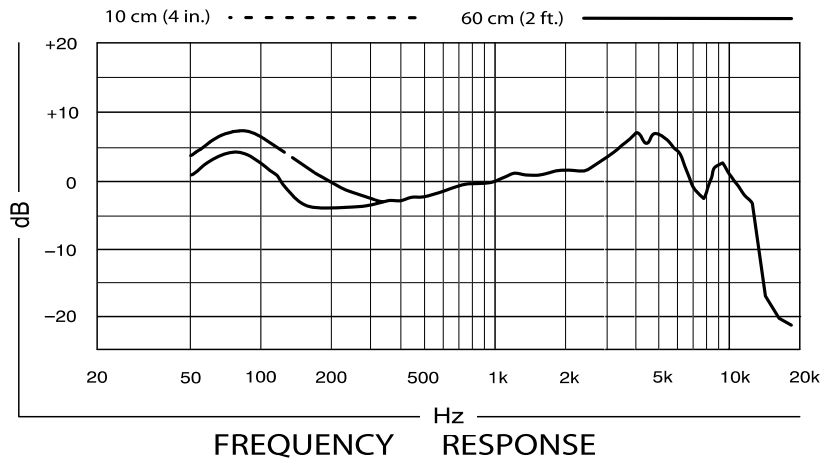
PG52



30–13,000Hz



Measured at 1000 Hz



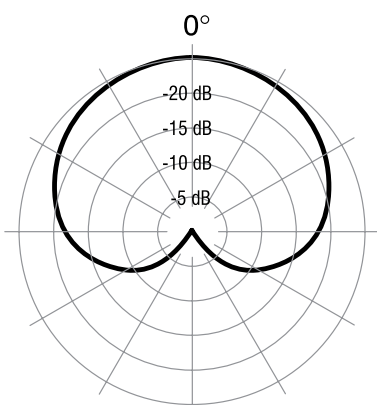
FREQUENCY RESPONSE



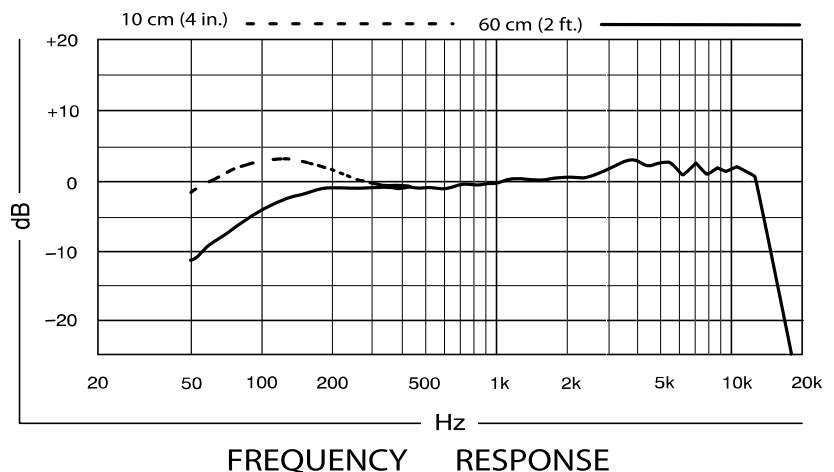
PG56



50–15,000Hz



Measured at 1000 Hz



FREQUENCY RESPONSE

PG microphones are built tough to excel in performance conditions, just like legendary Shure SM and Beta microphones. The following tips will help you get the longest life from your PG microphones:

- > Avoid dropping the microphone.
- > Keep the microphone grille securely screwed down to the handle.
- > Keep the microphone dry and avoid exposure to extreme temperatures and humidity.
- > Clean the microphone and cable with a dry cloth when necessary.

I microfoni PG sono robusti e resistenti per eccellere durante le rappresentazioni professionali, esattamente come i microfoni della serie SM e Beta della Shure. I seguenti consigli sono rivolti ad ottenere la massima durata dei microfoni PG.

- > Non lasciare cadere il microfono.
- > Mantenere la griglia del microfono saldamente avvitata all'impugnatura.
- > Mantenere il microfono asciutto ed evitare di esporlo a livelli estremi di temperatura e umidità.
- > Pulire il microfono e il cavo con un panno asciutto quando sia necessario.

Les microphones PG sont de construction robuste pour exceller en toute circonstance, tout comme les modèles légendaires SM et Bêta de Shure. Les suggestions suivantes vous aideront à prolonger la durée de vie de vos micros :

- > Evitez de faire tomber le micro.
- > Assurez-vous que la grille du micro est bien fixée au corps.
- > Gardez le micro au sec et évitez de l'exposer à des conditions extrêmes de température et d'humidité.
- > Nettoyez le micro et le câble à l'aide d'un chiffon sec, si nécessaire.

Los micrófonos PG son robustos y resistentes y producen resultados incomparables en las presentaciones en vivo, tal como los legendarios micrófonos SM y Beta de Shure. Los siguientes consejos le ayudarán a lograr la máxima duración de sus micrófonos PG:

- > No deje caer el micrófono.
- > Mantenga la rejilla del micrófono bien atornillada a la empuñadura.
- > Mantenga el micrófono seco y evite exponerlo a niveles extremos de temperatura y humedad.
- > Limpie el micrófono y el cable con un paño seco cuando sea necesario.

Accessories

Furnished

4.57 m (15 ft.) Cable (XLR-1/4 in.)

95B2137

4.57 m (15 ft.) Cable (XLR-XLR)

95D2153

Microphone Clip

A25D

Drum Mount

A50D

5/8" to 3/8" Thread Adapter

31A1856

Storage Bag

26D18

Storage Bag

26A27

Storage Bag

26B25

AA Battery

PG48-QTR

PG48-XLR

PG58-QTR

PG58-XLR

PG57-XLR

PG81-XLR

PG52-XLR

PG56-XLR

Optional

6.1 m (20 ft.) Cable (XLR-1 / 4 in.)

C20AHZ

7.6 m (25 ft.) Cable (XLR-XLR)

C25J

Windscreen (6 colors available)

A58WS Series

Windscreen

A85WS

Windscreen

A3WS

Phantom Power Supply

PS1A

Desk Stand

S37A, S39A, S41A

Drum Mount

A50D

Isolation Mount

A55M

PG48-QTR

PG48-XLR

PG58-QTR

PG58-XLR

PG57-XLR

PG81-XLR

PG52-XLR

PG56-XLR

Polar Pattern/Directionality

The area in which a microphone best picks up sound from the sound source

Diagramma polare/direzionalità
La miglior zona nella quale il microfono rileva il suono proveniente dalla sorgente sonora.

Directivité
La meilleure position du micro pour capter le son en provenance d'une source spécifique.

Patrón polar/direccionalidad
El área en la que un micrófono capta mejor el sonido de una fuente sonora

Richtcharakteristik
Beschreibt die Richtungsabhängigkeit der Mikrofonempfindlichkeit. Sie gibt Aufschluss über die bevorzugte Aufnahmerichtung des Mikrofons.

Padrão Polar/Direccionalidade
A área pela qual um microfone capta melhor o som da fonte sonora.

ポーラーパターン/指向特性
マイクロホンが音源からの音を最もよく取り入れることのできる範囲。

麦克风从音源拾取声音的最佳区域。



Cardioid
Picks up the most sound from in front of the microphone and some sound from the sides. Less susceptible to feedback in high volume settings.

Cardioide
Rileva la maggior parte del suono dal fronte del microfono e meno suono dai lati. Meno suscettibile al feedback in ambienti ad alto volume.

Cardioïde
Cellule micro permettant de capter surtout le son de la source directement face à lui ainsi qu'une fraction du son d'une source latérale. Moins sujet à l'effet Larsen en forte amplification.

Cardioide
Capta la mayor parte del sonido delante del micrófono y algo de sonido de los lados. Es menos susceptible a realimentación en configuraciones de volumen alto.

Nierencharakteristik
Mikrofone mit Nierencharakteristik sind am empfindlichsten für Schall, der direkt von vorn auftritt, etwas weniger empfindlich für Schall, der seitlich einfällt und am unempfindlichsten für Schall der von hinten auf die Kapsel bzw. Membrane auftrifft. Rückkopplungsarm.

Cardioïde
Capta o máximo possível de som da frente do microfone e algum som dos lados. Menos suscetível a feedback em ajustes mais altos de volume.

カーディオド
マイクロホン前部で大半の音を取り入れ、ある程度の音を側面から取り入れる。大音量の設定において、フィードバックが発生しにくい。

心型
所拾取的声音大多数来自麦克风的前方，有部分声音来自两侧。在高音量设置中不易产生回响。

Cartridge Technology

The internal component of the microphone that picks up sound and converts it to an electrical signal	Capsula Il componente interno del microfono che riprende il suono e lo converte in segnale elettrico.	Cellule Microphone C'est l'élément interne du microphone permettant de capter le son et de le transformer en signal électrique.	Tecnología del cartucho Cápsula El componente interno del micrófono que capta el sonido y lo convierte en una señal eléctrica.
Kapsel Der Teil des Mikrofons, der Schallwellen aufnimmt und in elektrische Signale umwandelt.	Tecnologia do Cartucho Cápsula O componente interno do microfone que capta o som e o converte em sinal elétrico.	カートリッジ 音を取り入れ、電気信号に変換する、マイクロホン内部の部品。	麦克风内部元件，用于拾取声音并将其转换成电信号。
Dynamic Simple, rugged diaphragm/coil. Handles extreme volume levels without distortion.	Dinamico Diaframma/bobina semplice e robusto. Accetta livelli estremi di volume senza distorsione.	Dynamique Diaphragme/bobine simple et robuste. Supporte des niveaux extrêmes sans distorsion.	Dinámico Diafragma/bobina simple y resistente. Soporta niveles de volumen extremos sin causar distorsión.
Dynamisches Mikrofon Einfache, robuste Membran-/Spulen-Anordnung. Bewältigt höchste Lautstärken ohne Verzerrung.	Dinâmico Sistema Diafragma/bobina simples e resistente. Toleraníveis extremos de volume sem causar distorção.	ダイナミック 単純で丈夫なダイヤフラム(膜)・コイル。音をゆがめずに極端な音量レベルを処理する。	动态型 简单、强效的震膜或线圈。处理极度音量级时不易失真。
Condenser Lightweight, sensitive diaphragm. Precisely and smoothly captures sound nuances. Powered by battery or phantom power supply.	Condensatore Diaframma sensibile e leggero. Rileva sfumature sonore con precisione e dolcezza. Alimentato a batteria o da alimentatore phantom.	Condensateur Diaphragme léger et sensible. Capture les nuances sonores de façon précise et uniforme. Alimenté par pile ou en alimentation fantôme.	Condensador Diafragma liviano y sensible. Capta en forma precisa y uniforme los matices sonoros. Alimentado por batería o por una fuente de alimentación phantom.
Kondensatormikrofon Elektrostatischer Wandler, in dem eine sehr leichte, elektrisch leitfähige Membran als Elektrode eines Plattenkondensators wirkt. Meist wesentlich präziserer und linearer Frequenzgangs dynamische Mikrofone. Spannungsversorgung erforderlich (Phantomspeisung oder Batterie).	Condensador Diafragma leve e sensível. Capta nuances de som de maneira precisa e suave. Funciona com pilha ou com fonte de energia fantasma.	コンデンサ 軽量で敏感なダイヤフラム(膜)。微妙な音のニュアンスを正確にスムーズに捕らえる。電池またはファントム電源で動く。	电容型 轻巧、灵敏型震膜。能够精确、平稳地捕获声音细差。由电池或幻像电源供电。



Microphone Glossary

Glossário

マイクロホン用語

术语

Response Curve

The range of sound a microphone can reproduce and how it varies at different frequencies

Curva di Risposta
La gamma di suono che un microfono può riprodurre e come cambia rispetto alle differenti frequenze.

Réponse en Fréquences
La gamme de sons qu'un micro peut capter et sa variation en fonction des fréquences.

Respuesta
La gama de sonido que un micrófono puede reproducir y la variación a distintas frecuencias

Frequenzgang
Beschreibt die Empfindlichkeit des Mikrofons in Abhängigkeit von der Frequenz des Schallsignals.
Aus der Frequenzgangkurve können Rückschlüsse auf den Klang des Mikrofons gezogen werden

Curva de resposta -
A amplitude de som que um microfone pode reproduzir e como ela varia em frequências diferentes.

周波数特性
マイクロホンが再現できる音の範囲。周波数により異なるため曲線となる。

一个麦克风能够产生声音的范围, 以及该范围在不同频率下的变化情况。



Tailored
Smooth, extended response. Tuned to accentuate specific types of instruments, or voices.

Risposta modellata
Risposta dolce e prolungata. Progettata per accentuare tipi specifici di strumenti o voci.

Réponse spécifique
étendue et ajustée destinée à favoriser certains types d'instruments ou de voix.

Personalizado
Respuesta uniforme y prolongada. Afinado para acentuar tipos específicos de instrumentos o voces.

Zugeschnitten
Glatte, erweiterte Aufnahmefähigkeit, auf Akzentuierung spezifischer Instrumente oder Stimmen eingestellt.

Resposta Modelada
Desempenho suave, estendido. Modelado para destacar tipos específicos de instrumentos ou vozes.

テイラード
スムーズで拡張されたレスポンス。特定の楽器や声を強調してチューンする。

订制型
平稳、拖长式响应。设计用于加强某种乐器或语音。



Flat
Wide, uniform response. Consistent sensitivity through frequency range.

Risposta piatta
Risposta ampia e uniforme. Sensibilità costante su tutta la gamma di frequenze.

Uniforme
Réponse large et uniforme. Sensibilité constante à différentes fréquences.

Plano
Respuesta amplia y uniforme. Sensibilidad uniforme en toda la gama de frecuencias.

Flach
Ein breites, gleichmäßiges Ansprechverhalten. Gleichbleibende Empfindlichkeit im gesamten Frequenzbereich.

Consistente
Desempenho amplo e uniforme. Sensibilidade consistente por toda a amplitude da frequência.

フラット
幅広い、等質のレスポンス。周波数レンジを通じて感度が均質。

低平型
宽阔、均一的响应。在某个频率范围内始终一致的灵敏度。

Certification

Certification

Eligible to bear CE Marking. Conforms to European EMC Directive 89/336/EEC. Meets applicable tests and performance criteria in European Standard EN55103 (1996) parts 1 and 2, for residential (E1) and light industrial (E2) environments.

Certificazioni

Contrassegnabile con il marchio CE. Conforme alla direttiva europea sulla compatibilità elettromagnetica 89/336/CEE. Conforme ai criteri sulle prestazioni e alle prove pertinenti specificati nella norma europea EN55103 (1996) parti 1 e 2, per ambienti residenziali (E1) e industriali leggeri (E2).

Homologation

Autorisé à porter la marque CE. Conforme à la directive CEM européenne 89/336/CEE. Conforme aux critères applicables de test et de performances de la norme européenne EN55103 (1996) parties 1 et 2 pour les environnements résidentiels (E1) et d'industrie légère (E2).

Certificaciones

Califica para llevar las marcas CE. Cumple la directiva europea 89/336/EEC de compatibilidad electromagnética. Se ajusta a los criterios correspondientes de verificación y funcionamiento establecidos en la norma europea EN55103 (1996), partes 1 y 2, para zonas residenciales (E1) y zonas de industria ligera (E2).

Zertifizierung

Zur CE-Kennzeichnung berechtigt. Entspricht der EU-Richtlinie über elektromagnetische Verträglichkeit 89/336/EEC. Erfüllt die Prüfungs- und Leistungskriterien der europäischen Norm EN55103 (1996) Teil 1 und 2 für Wohngebiete (E1) und Leichtindustriengebiete (E2).

Certificação

Este produto qualifica-se para usar a marcação CE. Atende às especificações da Diretiva Europeia 89/336/EEC. Atende aos critérios de testes e performance pertinentes das partes 1 e 2 da Norma Europeia EN55103 (1996), para ambientes residenciais (E1) e industriais leves (E2).

Full Two Year Warranty

Shure warrants this product to be free from defects for two (2) years from the date of purchase. If your Shure product fails within this period, call 1-800-516-2525 in the United States for details on repair, replacement, or refund. In Europe, contact Shure Incorporated Europe GmbH at +49 (7131) 7214-0 or +49 (7131) 7214-30 (service hotline) or contact your authorized Shure distributor.

Garanzia completa di due anni

Shure garantisce che questo prodotto sarà esente da difetti per due (2) anni a decorrere dalla data di acquisto. Se il prodotto Shure si guasta durante questo periodo, chiamate il numero 1-800-516-2525 (negli USA) per informazioni sulla riparazione, sulla sostituzione o sul rimborso. In Europa, rivolgetevi alla Shure Incorporated Europe GmbH al numero +49 (7131) 7214-0 o al numero +49 (7131) 7214-30 (hotline di assistenza) oppure rivolgetevi al rivenditore autorizzato Shure.

Garantie Totale de deux ans

Shure garantit par la présente que ce produit sera exempt de défauts pour une période de deux (2) ans, à compter de la date d'achat. Si ce produit Shure tombe en panne pendant cette période, appeler le 1-800-516-2525 aux États-Unis pour obtenir des renseignements sur les réparations, les remplacements ou les remboursements. En Europe, appeler Shure Incorporated Europe GmbH au +49 (7131) 7214-0 ou +49 (7131) 7214-30 (téléphone rouge du service d'entretien) ou contacter le centre de réparations Shure agréé.

Garantía de dos años

Shure garantiza que este producto estará libre de defectos por un período de dos (2) años a partir de la fecha de compra. Si el producto Shure muestra defectos durante este período, llame al 1-800-516-2525 (en los EE.UU.) para obtener información acerca de la reparación o reemplazo del mismo, o de la devolución de su dinero. En Europa, llame a Shure Incorporated Europe GmbH al teléfono +49 (7131) 7214-0 ó +49(7131) 7214-30 (línea de servicio) o comuníquese con el distribuidor autorizado de productos Shure.

Unbeschränkte zweijährige Gewährleistung

Shure garantiert, daß dieses Produkt für einen Zeitraum von zwei (2) Jahren ab dem Kaufdatum keine Mängel aufweist. Falls Ihr Shure--Produkt innerhalb dieses Zeitraums ausfällt, ist die Kundendienstabteilung in den USA unter der Nummer 1-800-516-2525 zu verständigen, um Informationen über Reparatur, Umtausch oder Rückerstattung zu erhalten. Kunden in Europa wenden sich bitte an Shure Incorporated Europe GmbH unter der Nummer +49 (7131) 7214-0 bzw. +49 (7131) 7214-30 (service hotline) oder an den zuständigen Shure--Vertragshändler.

Garantia de Dois Anos

A Shure garante que este produto estará livre de defeitos por um período de dois (2) anos, a partir da data da compra. Caso este produto apresente algum defeito durante esse período, chame 1-800-516-2525 nos Estados Unidos, para informar-se sobre detalhes quanto ao conserto, substituição ou reembolso. Na Europa, contate Shure Incorporated Europe GmbH pelo fone +49 (7131) 7214-0 ou +49 (7131) 7214-30 (linha de assistência), ou contate o distribuidor autorizado Shure no país.