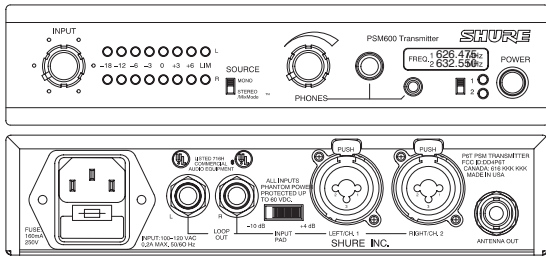
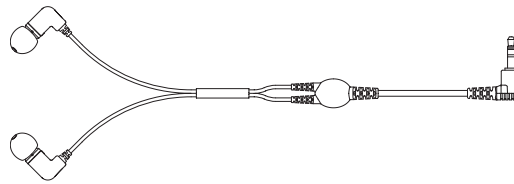


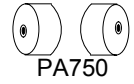
PSM600 WIRELESS IN-EAR MONITOR SYSTEM



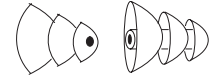
P6T TRANSMITTER



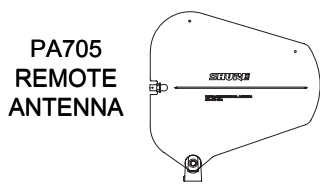
E3 EARPHONES



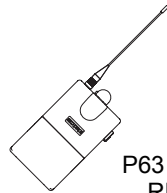
PA750



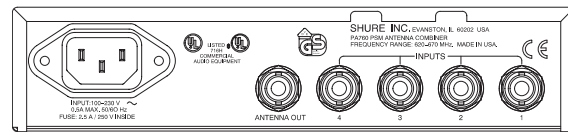

PA755



PA705
REMOTE
ANTENNA



P63 WIRELESS
RECEIVER



PA760 ANTENNA COMBINER

SYSTEM FEATURES

The Shure PSM600 Personal Stereo Monitor System is a UHF wireless, two-channel stereo, monitor system designed for on-stage applications. The PSM has several advantages over on-stage loudspeaker monitors: it is less visible, has better sound, allows freedom of movement, and reduces the chances of feedback. It is a versatile system, designed for use in many different

sound reinforcement applications: public address, live music, theater, and electronic news gathering (ENG).

The wireless system is frequency compatible with other Shure UHF and VHF wireless systems.

FEATURES

- Wireless and Hardwired versions available
- *Stereo or MixMode™ control for custom monitor mixes.*
- Eight LED input level meter
- Up to 10 compatible wireless frequencies for 10 separate mixes.
- Frequency compatible with all Shure Wireless systems (country dependent).
- +4 dBu/-10 dBV input level select switch on P6T.
- Combined 1/4-in./XLR connectors on P6T for balanced or unbalanced connections.
- Loop out connectors on P6T wireless transmitter for multiple mix setups and easy installation.

SPECIFICATIONS

WIRELESS SYSTEM

RF Carrier Frequency Range

626 to 862 MHz (country dependent)

Audio Frequency Response

50 to 15k Hz (+0, -3 dB re 1KHz); earpiece dependent

Operating Range

300 ft. (environment dependent)

Modulation

FM ±35 kHz Deviation (Nominal), MPX Stereo

Channel Separation

35 dB typical

Total Harmonic Distortion

0.8% typical (Ref. ±35 KHz deviation)

Signal-to-Noise Ratio

80 dB typical (A-weighted)

Operating Temperature

+0° C to +50° C (32° F to 122° F)

Polarity

P6T audio inputs to P6R audio outputs: Non-inverting

XLR: pin 2 positive with respect to pin 3

1/4-in. TRS: Tip positive with respect to ring

Certification

P6T: Type Accepted under FCC Parts 74. Certified by IC in Canada under RS 123. UL and cUL Listed to UL 813 and CSA C22.2 No. 1.

P6R: Approved under the Notification provision of FCC Part 15; Certified by IC in Canada under RS 123.

PSM600 WIRELESS IN-EAR MONITOR SYSTEM SPECIFICATION SHEET

P6T WIRELESS TRANSMITTER

RF Output Power

100 mW (+20 dBm) typical conducted (country dependent)

Modulation Limiter

Internal peak limiter (>10:1 compression)

Antenna

External whip, 50 Ω BNC connector

Power Requirements

P6T: 108 to 132 VAC, 50/60 Hz

P6TE: 216 to 264 VAC, 50/60 Hz

Current

115 mAAC maximum at 120 VAC

55 mAAC maximum at 240 VAC

Fuse

P6T: 120 VAC, 160 mA/250 V time delay

P6TE: 240 VAC, 80 mA/250 V time delay

Dimensions

44.5 mm X 197.4 mm X 238.1 mm (1 3/4 in. X 7 3/4 in. X 9 1/2 in.)

Net Weight

3.30 Kg (3 lbs., 4.8 oz.)

P6R WIRELESS RECEIVER

RF Sensitivity

1.2 uV typical

Image Rejection

70 dB typical

Spurious Rejection

60 dB typical

Squelch Threshold

4 μV typical

Antenna Input Impedance

50 Ω typical

Antenna

External, threaded connector

Power Requirements

9 V battery

Battery Life

4-6 hours, volume dependent

NOTE: When using the receiver in very cold temperatures (below 35° F), take precautions to keep the unit as warm as possible. Battery life may decrease at lower temperatures.

Audio Output Connector

3.5 mm Stereo (Left = tip, Right = ring, Ground = sleeve)

Minimum Load Impedance

16 Ω

Net Weight

0.52 lbs.

Overall Dimensions

27.18 mm X 64.52 mm X 85.09 mm
(1.070 in. X 2.540 in. X 3.350 in.)

E3 EARPIECES

Transducer Type

Balanced Armature

Sensitivity*

115 dB SPL/mW

Impedance*

26 Ω

Connector

Gold-plated, stereo, 3.5 mm (1/8-in.) plug

Cable Length

1.57 m (62 in)

PA760 WIRELESS ANTENNA COMBINER

UHF Carrier Frequency Range

620 to 662 MHz

System Gain

3 dB ± 1.5 dB from antenna input (Output ports 1-4)

Input/Output Port VSWR

Less than 1.6:1

Input Port Isolation

Greater than 25 dB

Intermodulation Distortion

-55 dBc

Third Order Intercept Point (3 OIP)

Greater than 25 dBm

Input/Output AC Line Voltage

85 to 120 VAC US

230 VAC Germany, U.K.

Impedance (all BNC jacks)

50 Ω

Operating Temperature Range

-15 to +50° C

Overall Dimensions

44.5 mm high x 197.4 mm wide x 238.1 mm deep (1.75 in. x 7.770 in. x 9.4 in.)

Net Weight

1.34 Kg (2 lbs, 15.4 oz)

Input/Output Connector Type

BNC-type, 50 Ω, (4 input, 1 output)

Certification

Type Accepted under FCC Parts 74. Certified by IC in Canada under RS 123. UL and cUL Listed to UL 813 and CSA C22.2 No. 1.

PA705 REMOTE ANTENNA

RF Frequency Range

620-870 MHz

Antenna Gain

>7dB

3dB Beam Width: 90 degrees (+/- 45 degrees)

Reception Pattern

Directional; Cardioid

Connector

50 Ω, Female, BNC-type

Dimensions

10.6 in. (269.24 mm) H X 10.64 in. (270.18 mm) W X 1.0 in. (25.4 mm) D

Swivel Adapter

Positive-action, break resistant, adjustable from 0 to 90 degrees, with standard 5/8 in. -27 thread